

ACT
practice test analysis for

Sample ACT Student

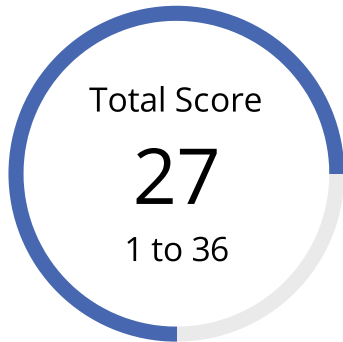
Score
27

prepared by
Test Prep For Success
www.tp4s.com

- Scores and history
- Answer Summary
- Data (for tutor use)

© Test Prep For Success

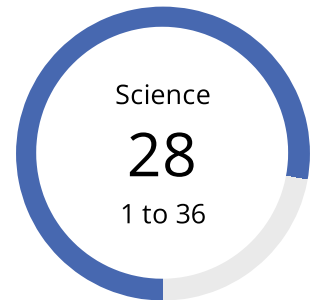
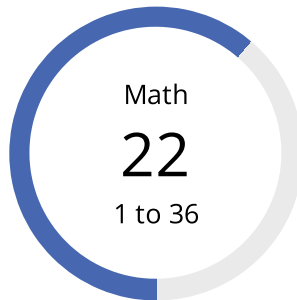
Scores and History



Notes



This is a sample score report for a diagnostic ACT. Visit us at TP4S.COM to learn how you can take a test and get a score report like this one, free of charge.





Correct answer



Incorrect answer

English

Question #	Your Answer	Correct	Tags
------------	-------------	---------	------

1	A	A	
2	G	G	
3	A	A	
4	H	F	
5	C	C	
6	F	F	
7	D	D	
8	G	G	
9	C	C	
10	J	J	
11	C	C	
12	F	F	
13	B	B	
14	J	J	
15	B	B	
16	G	G	
17	A	C	
18	F	F	
19	C	C	
20	G	G	
21	D	D	
22	G	G	
23	C	C	
24	H	H	
25	D	B	
26	F	F	
27	C	C	
28	H	F	
29	C	D	
30	F	G	
31	D	C	
32	J	J	
33	C	C	
34	G	G	
35	A	A	
36	J	J	
37	C	C	
38	F	F	
39	D	D	
40	H	H	
41	B	B	
42	F	F	
43	D	C	
44	F	G	
45	A	A	

Math

Question #	Your Answer	Correct	Tags
------------	-------------	---------	------

1	C	C	
2	K	K	
3	B	B	
4	F	J	
5	D	D	
6	H	H	
7	D	D	
8	G	G	
9	D	D	
10	K	G	
11	A	D	
12	F	H	
13	A	B	
14	K	H	
15	D	D	
16	F	K	
17	B	B	
18	K	K	
19	C	B	
20	G	K	
21	B	B	
22	F	F	
23	C	C	
24	J	J	
25	A	A	
26	F	H	
27	B	A	
28	H	H	
29	E	E	
30	J	J	
31	E	E	
32	K	G	
33	E	E	
34	H	H	
35	C	C	
36	J	J	
37	E	A	
38	K	K	
39	E	D	
40	F	K	
41	C	A	
42	G	G	
43	C	C	
44	G	F	
45	E	A	

Reading

Question #	Your Answer	Correct	Tags
------------	-------------	---------	------

1	A	A	
2	G	G	
3	B	A	
4	H	J	
5	C	C	
6	G	G	
7	D	D	
8	H	H	
9	B	C	
10	F	F	
11	D	D	
12	G	G	
13	D	D	
14	J	J	
15	A	A	
16	G	G	
17	B	B	
18	H	H	
19	A	A	
20	H	H	
21	C	C	
22	G	G	
23	D	D	
24	H	H	
25	D	D	
26	F	F	
27	B	C	
28	J	J	
29	A	A	
30	F	F	
31	D	D	
32	H	H	
33	D	B	
34	J	J	
35	C	C	
36	G	G	
37	A	A	
38	G	G	
39	A	A	
40	J	J	

Science

Question #	Your Answer	Correct	Tags
------------	-------------	---------	------

1	C	C	
2	J	J	
3	B	B	
4	J	J	
5	A	A	
6	F	G	
7	C	C	
8	J	J	
9	C	C	
10	J	J	
11	A	A	
12	F	F	
13	D	A	
14	G	H	
15	B	B	
16	J	J	
17	A	A	
18	H	H	
19	A	A	
20	G	G	
21	C	C	
22	H	H	
23	C	C	
24	H	H	
25	D	D	
26	J	J	
27	C	C	
28	F	F	
29	B	B	
30	F	F	
31	C	D	
32	J	F	
33	D	D	
34	G	G	
35	A	A	
36	J	J	
37	D	D	
38	J	J	
39	B	B	
40	G	G	



Correct answer



Incorrect answer

English

Question #	Your Answer	Correct	Tags
------------	-------------	---------	------

46	F	F
47	A	B
48	G	G
49	C	D
50	F	F
51	B	B
52	H	F
53	D	D
54	H	H
55	D	D
56	H	H
57	C	A
58	G	G
59	C	C
60	J	J
61	C	C
62	G	G
63	D	D
64	J	J
65	B	B
66	F	F
67	D	B
68	F	F
69	D	D
70	J	F
71	C	C
72	H	H
73	D	D
74	F	F
75	D	D

Math

Question #	Your Answer	Correct	Tags
------------	-------------	---------	------

46	J	J
47	D	B
48	K	G
49	E	B
50	K	J
51	B	C
52	H	F
53	A	A
54	G	H
55	D	E
56	K	H
57	A	B
58	F	F
59	A	A
60	G	K

Reading

Question #	Your Answer	Correct	Tags
------------	-------------	---------	------

Science

Question #	Your Answer	Correct	Tags
------------	-------------	---------	------



Strengths & Weaknesses

75%	Usage and Mechanics		28 of 37
68%	Grammar and Usage	25 28 44 47 57 67 70	2 3 9 11 19 23 24 27 38 40 42 46 53 54 66 15 of 22
33%	Run-on Sentences	57 70	38 1 of 3
66%	Parallelism	67	23 53 2 of 3
50%	Subject / Verb Agreement	47	9 1 of 2
100%	Sentence Fragments		54 1 of 1
100%	Misplaced Modifiers		2 1 of 1
50%	Pronouns	28 44	11 46 2 of 4
0%	Verb Tense	25	0 of 1
100%	Idioms / Prepositions / Word Usage		3 19 24 27 40 42 66 7 of 7
87%	Punctuation	4 17	5 6 14 16 18 20 26 32 34 46 50 51 61 62 14 of 16
80%	Commas	4 17	6 16 18 26 32 34 51 62 8 of 10
83%	Colons, Semicolons, Dashes	17	6 14 26 50 51 5 of 6

82%

Rhetorical Skills

34 of 41

88%

Writing Strategy

30 43

1 13 21 22 33
35 45 48 58 59
60 65 71 72 75

15 of 17

100%

Was the Writer Successful?

60

1 of 1

100%

Which is Most Relevant or Fills a Need?

1 21 22 33 35
45 48 58 71

9 of 9

100%

Should This Be Added / Removed?

65 72

2 of 2

66%

Where should this be added / moved?

30

59 75

2 of 3

50%

What Would This Add / Remove?

43

13

1 of 2

76%

Style

29 31 49

7 10 12 14 50
56 63 64 69 73

10 of 13

60%

Awkwardness

31 49

10 14 69

3 of 5

100%

Redundancy

7 10 12 63

4 of 4

100%

Ambiguity

50 56 73

3 of 3

66%

Wordiness

29

63 64

2 of 3

81%

Organization

52 57

8 15 36 37 39
41 55 68 74

9 of 11

100%

Add a Sentence

37

1 of 1

75%

Connecting Ideas with Conjunctions / Transitions

52 57

8 15 36 37 55
68

6 of 8

100%

Add/Move a Phrase

41

1 of 1

100%

Add a Conclusion

39 74

2 of 2

100%

Question Types

4 of 4

100%

Two-Part Question (Yes / No, and why)

59 60 65 72

4 of 4



Strengths & Weaknesses

42%		Plane Geometry and Trigonometry	8 of 19	
25%	Trigonometry	39 54 55	59	1 of 4
0%	Graphing Trigonometric Functions	54 55		0 of 2
40%	Plane Geometry	19 20 26 32 39 45 47 49 60	7 21 22 33 35 46	6 of 15
57%	Other Polygons	32 47 49	21 22 33 35	4 of 7
66%	Area / Perimeter of a Polygon	32 49	21 22 33 35	4 of 6
50%	Areas of Special Quadrilaterals	47	35	1 of 2
100%	Rectangles		21	1 of 1
16%	Triangles	19 20 32 39 49	7	1 of 6
0%	Special Right Triangles	19		0 of 1
0%	Area of a Triangle	32 49		0 of 2
50%	Interior Angles of a Triangle	39	7	1 of 2
0%	Circles	26		0 of 1
0%	Radius, Diameter, Circumference	26		0 of 1
50%	3D Geometry	45	46	1 of 2
50%	Cylinders, Cones, Spheres	45	46	1 of 2

100% Volume of a Rectangular Solid 46 1 of 1

50% Lines & Angles 60 7 1 of 2

100% Parallel, Perpendicular, Transversals 7 1 of 1

65% Pre-Algebra and Elementary Algebra

19 of 29

71% Pre-Algebra 37 41 48 56 1 2 5 18 23 30 31 34 38 43 10 of 14

33% Charts & Graphs (Math) 41 48 43 1 of 3

100% Number Properties 18 38 2 of 2

100% Even / Odd 18 1 of 1

100% Rational / Irrational 38 1 of 1

100% Percents 23 34 2 of 2

100% Ratios, Proportions, Rates 1 1 of 1

100% Ratios: Part-to-Part, Part-to-Whole 1 1 of 1

100% Divisibility 31 1 of 1

100% Prime Factorization 31 1 of 1

50% Possibilities & Probabilities 37 56 2 5 2 of 4

50% Combinations & Permutations 56 2 1 of 2

0% Calculating Probability 37 0 of 1

100% Fractions & Decimals 30 1 of 1

100% Fractions: Add, Subtract, Multiply, Divide 30 1 of 1

60% Elementary Algebra 12 14 16 27 50 3 6 22 23 24 51 25 28 36 58 9 of 15

50% Exponents & Roots 16 27 50 3 25 58 3 of 6

71% Solving Equations 12 50 6 22 23 24 36 5 of 7

66% Translating from English into Algebra 12 50 22 23 24 36 4 of 6

100% Solving a Linear Equation 6 1 of 1

33% Averages 14 51 28 1 of 3

0% Median, Mode 14 51 0 of 2

100% Algebraic Expressions 6 1 of 1

45% Intermediate Algebra and Coordinate Geometry

10 of 22

28%	Coordinate Geometry	11 26 39 44 49	9 17	2 of 7
100%	Distance Between Points / Midpoint		9	1 of 1
0%	Transformations, Rotations, Reflections	44		0 of 1
50%	Slope of a Line	11	17	1 of 2
50%	Intermediate Algebra	4 10 12 13 40 44 52 57	6 8 15 24 29 42 53 59	8 of 16
66%	Inequalities	52	24 59	2 of 3
40%	Systems of Equations	12 13 52	6 8	2 of 5
33%	Functions	4 10	42	1 of 3
100%	Real Life Functions		42	1 of 1
100%	Sequences		53	1 of 1
0%	Find the Max / Min	10		0 of 1
33%	Absolute Value	40 44	15	1 of 3
100%	Logarithm		42	1 of 1
0%	Matrix	57		0 of 1
100%	Number Lines		29	1 of 1



Strengths & Weaknesses

95%	Social Studies and Sciences		19 of 20
100%	Social Science		10 of 10
90%	Natural Sciences (Reading)	33	9 of 10

87%	Question Types		35 of 40
100%	Generalization		2 of 2
80%	Inference (Reading)	33	4 of 5
100%	Main Idea		2 of 2
80%	Author's Voice & Method	3 27	8 of 10
100%	Paired Passage		10 of 10
66%	Tone / Attitude	9	2 of 3
66%	Relationships, POV, Compare & Contrast	9	2 of 3
100%	Meanings of Words		2 of 2

100%	Cause & Effect / Order of Events		2 14 21 24	4 of 4
91%	Detail	4	5 8 13 24 29 34 35 36 38 39 40	11 of 12

80%	Arts and Literature			16 of 20
90%	Humanities	27	21 22 23 24 25 26 28 29 30	9 of 10
70%	Prose Fiction	3 4 9	1 2 5 6 7 8 10	7 of 10



Strengths & Weaknesses

Topic	Score	Item IDs	Count
Consider New Information	100%	4, 26, 30, 35	4 of 4
Identify Relationships	100%	3, 30	2 of 2
Analyze Tables	66%	27, 29	2 of 3
Data Representation	91%	1, 2, 3, 4, 5, 21, 22, 23, 24, 25, 26	11 of 12
Understand Steps of Experiment	100%	16	1 of 1
Identify Variables	100%	18	1 of 1
Basic Scientific Knowledge	66%	13, 19, 40	2 of 3
Make Inferences (Science)	100%	10, 11, 19, 26, 33, 35	6 of 6
Earth / Space Science	100%	34, 35, 36, 37, 38, 39, 40	7 of 7
Physics	100%	21, 22, 23, 24, 25, 26	6 of 6
Chemistry	85%	7, 8, 9, 10, 11, 12, 13, 14, 15, 16, 17, 18, 19, 20	12 of 14

50%	Make Predictions	13	9	1 of 2
85%	Research Summary	14 31 32	15 16 17 18 19 20 27 28 29 30 33 34 35 36 37 38 39 40	18 of 21
85%	Conflicting Viewpoints	13	7 8 9 10 11 12	6 of 7
100%	Compare/Contrast Experiments		17 39	2 of 2
100%	Read Tables		3	1 of 1
50%	Identify Controls	31	28	1 of 2
100%	Critically Evaluate Statements / Viewpoints		5 7 8 10 12	5 of 5
92%	Analyze Charts & Graphs	14	1 2 3 4 15 21 22 23 24 25 36 37 38	13 of 14
76%	Biology	6 31 32	1 2 3 4 5 27 28 29 30 33	10 of 13
100%	Evaluating Procedures / Supplies		20 34 40	3 of 3
0%	Make Conclusions Based on Data	32		0 of 1